

Instrument Design & Mfg. Co LLC
Y-Manifold Set Up Guide

Y-Manifolds by *Instrument Design* are extremely versatile, allowing you to completely customize your embalming machine hose to fit your needs as a mortician.

They are fully compatible with the *Instrument Design* Quick Connect System to bring you fast, efficient and easy embalming.







The Y-Manifold has three 5/16-36 female threads machined into it. This means that you can attach any adapter or quick connect that has a 5/16-36 male thread.



Attaching a Slip Hub (ADPR1053)
To the Y-Manifold

Below is a list of all the adapters and quick connects that can be screwed into the Y-manifold.

| Adapters | | Quick Connect | Slip Hubs |
|---|---|--|---|
| ADPR9261 | ADPR9262 | QCAF-516-36M | ADPR1053 |
|  |  |  |  |
| 12-32 female thread | 12-32 male thread | Arterial Quick Connect | Slip Hub |

IMPORTANT!
The Y-Manifold body (below) is sold separately from the adapters (above)




MNFLD3-BDY-SS

Instrument Design & Mfg. Co LLC

Y-Manifold Set Up Guide

Quick Connects Set Up



For more information on our products or to view our video library please visit our website at www.embalminginstrument.com.


Instrument Design & Mfg. Co. LLC | 603-606-5412 | sales@embalminginstrument.com

© 2017 Instrument Design & Mfg. Co LLC.

Instrument Design & Mfg. Co LLC

Y-Manifold Set Up Guide

Quick Connects Luer Set Up



For more information on our products or to view our video library please visit our website at www.embalminginstrument.com.
Instrument Design & Mfg. Co. LLC | 603-606-5412 | sales@embalminginstrument.com